

CODING

- 248012
- 248013



ISO 9001:2015
Reg. No. 000435-1-MY-1-QMS

Read the instructions carefully. Remove all the wrappings, staples and straps from the carton. Refer to the hardware and furniture part list for guidance. Make sure that you have all the parts before you start assembling. Place all the wooden furniture parts on a clean, flat and soft surface, such as a carpet or rubbermat to prevent scratches.

CAUTION

KEEP ALL THE PARTS OUT OF CHILDREN'S REACH.

ITEM	PHOTO	HARDWARE NAME	QTY
(A)		JCBC BOLT M6 X 80MM (RB)	4 (+1 extra)
(B)		SPRING WASHER 5/16" (RB)	4 (+1 extra)
(C)		FLAT WASHER M6 X 13MM	4 (+1 extra)
(D)		PH 4 X 38MM (BLK)	5 (+2 extra)
(E)		PH 4 X 32MM (BLK)	8 (+2 extra)
(F)		ALLEN KEY M4 (BALL SHAPE)	1

ITEM	PHOTO	PART NAME	QTY
(1)		CHAIR LEG	2
(2)		ROUND RAIL	1
(3)		CONNER BLOCK	2
(4)		CHAIR SEAT	1

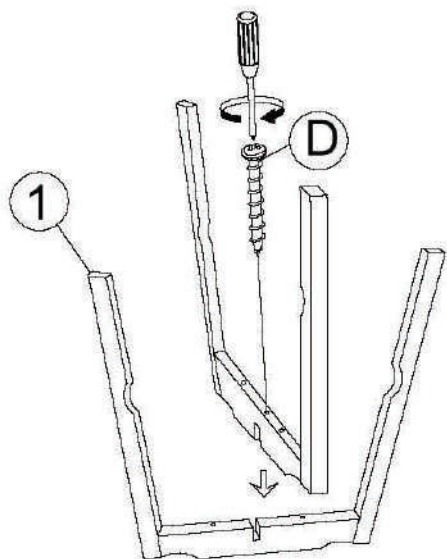
CODING

- 248012
- 248013

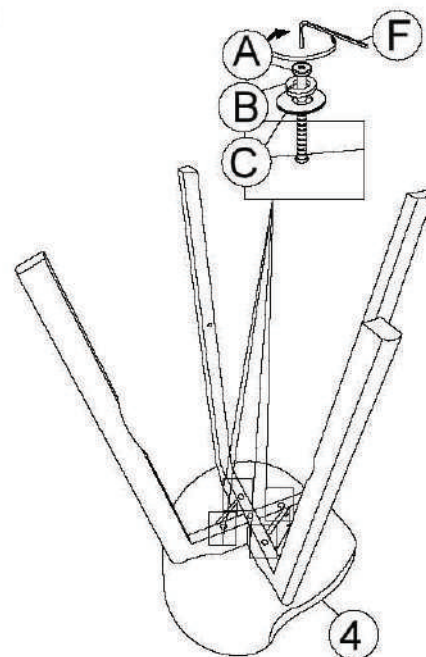


ISO 9001:2015
Reg. No. 000435-1-MY-1-QMS

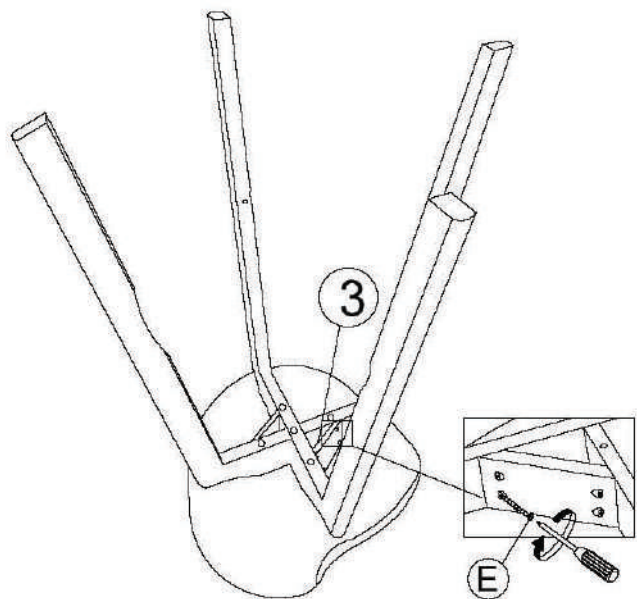
1



2



3



4

