



ISO 9001:2015
Reg. No. 000435-1-MY-1-QMS





CODING



- 1469081
- 1469083

Read the instructions carefully. Remove all the wrappings, staples and straps from the carton. Refer to the hardware and furniture part list for guidance. Make sure that you have all the parts before you start assembling. Place all the wooden furniture parts on a clean, flat and soft surface, such as a carpet or rubbermat to prevent scratches.

CAUTION

KEEP ALL THE PARTS OUT OF CHILDREN'S REACH.

ITEM	PHOTO	HAREWARE NAME	QTY
(A)		HEX COMB SCREW 5/16" X 2 1/2"	8 (+2 EXTRA)
(B)		SPRING WASHER 5/16"	8 (+2 EXTRA)
(C)		FLAT WASHER 5/16"	8 (+2 EXTRA)
(D)		SPANNER 12.8	1

ITEM	PHOTO	PARTS NAME	QTY
(1)		TABLE TOP	1
(2)		TABLE LEG	4

CODING
- 1469081
- 1469083



ISO 9001:2015
Reg. No. 000435-1-MY-1-QMS

1

